

TC **DemoCrazy**

— *Empower youth workers for social impact* —

16/05/2025-23/05/2025

Recoaro Terme, Italy



**STUDIO
PROGETTO**
COOPERATIVA SOCIALE



Co-funded by
the European Union

Overall aim of the Project

Empower youth workers with the knowledge, skills, and **tools** necessary to foster **active citizenship**, democratic participation, and human rights education **among young people** with fewer opportunities.



Objectives of the training courses



- Equip youth workers with a strong foundation on democracy, human rights, and active citizenship based on key European frameworks such as the EU Youth Strategy, the Charter of Fundamental Rights of the European Union, and the Universal Declaration of Human Rights.
- Train participants to design, implement, and evaluate workshops and activities on democracy, human rights, and civic engagement for young people with fewer opportunities.
- Empower youth workers to engage marginalized groups, including rural youth, minorities, and refugees from Ukraine, and ensure their active participation in democratic and social life.
- Empower youth workers to engage marginalized groups, including rural youth, minorities, SALTO and the COMPASS human rights manual by the Council of Europe, ensuring they are well-equipped to support young people.
- Enable participants to understand Erasmus+ programme funding opportunities to develop and implement inclusive, impactful youth projects on promoting democratic citizenship.
- Ensure participants leave the training course as multipliers who can apply their knowledge and skills in their organizations and communities, fostering long-term impact.



Who can participate

I AM 21 OR OLDER

I CAN COMMUNICATE IN ENGLISH

I AIM TO PROMOTE INCLUSION, DIVERSITY, AND PARTICIPATION IN DEMOCRATIC PROCESSES



I AM ACTIVELY ENGAGED IN YOUTH WORK (AS PROFESSIONAL OR VOLUNTEER)






I HAVE INTEREST IN DEMOCRACY, HUMAN RIGHTS, INCLUSION AND COMMIT TO APPLYING THEIR LEARNING IN MY YOUTH WORK

I DON'T HAVE EXPERIENCE BUT I'M HIGHLY MOTIVATED TO MAKE A DIFFERENCE IN THEIR COMMUNITY AND LEARN NEW METHODS

I HAVE EXPERIENCE OR INTEREST IN WORKING WITH YOUNG PEOPLE FACING FEWER OPPORTUNITIES SUCH AS RURAL YOUTH, MINORITIES AND REFUGEES FROM UKRAINE

Day 1 Arrival day	Day 2 Getting to know day	Day 3 European citizenship	Day 4 Human rights		
Arrival and registration of participants	Breakfast	Breakfast	Breakfast	8h-9h	PROGRAMME
	Official welcome Practicalities Get to know part	The EU Youth Strategy and especially Youth Goal 9 Space and Participation for All	The Universal Declaration of Human Rights	9h30 	
	Group Building Activity with focus on civic engagement	EU citizenship and the benefits of the European Single Market	COMPASS, human rights manual of the Council of Europe	12h30	
	Lunch	Lunch	Lunch	- 14h	
Good to arrive here!	Trainers intro, Aim/Objectives Programme, Erasmus+ Programme and Youthpass Personal learning aims	"Charter of Fundamental Rights of the European Union" and the European Union Agency for Fundamental Rights	Preparing workshops on democracy for young people based on Youth Goals and using methods and tools offered by the Youth Participation Strategy and the COMPASS, human rights manual	14h - 15h30 	
(Un)necessary circles	The Youth Participation Strategy by the European Commission and SALTO Participation RC	Citizenship for me		16h - 19h	
Dinner	Dinner	Dinner	Dinner	19h-20h	
Welcome evening	International evening	Passion Night	NGO Party	20h- ...	

Day 5 Workshops	Day 6 More workshops	Day 7 Day of next step	Day 8 Departure day	 P R O G R A M M E
Breakfast	Breakfast	Breakfast	8h-9h	
Workshop 1 by participants on democracy and Youth Goals	Workshop 3 by participants on democracy and Youth Goals	Bringing learning home: translating training outcomes to local and international contexts	9h30 	
Workshop 2 by participants on democracy and Youth Goals	Workshop 4 by participants on democracy and Youth Goals	Partnership agreements for international cooperations	12h30	
Lunch	Lunch	Lunch	- 14h	
Exploring local youth work	Develop democratic strategies for promoting human rights in diverse cultural contexts	Youthpass: recording, documenting, formulating learning outcomes on the personal level.	14h - 15h30 	
Cultural afternoon	Erasmus+ as possible tool for promotion democracy and human rights	Evaluation of the TC	16h - 19h	
Dinner	Dinner	Dinner	19h-20h	
Cultural night	SDL Cafeteria	Farewell Evening	20h- ...	

Accommodations

HOTEL TRETTENERO

Via Vittorio Emanuele, 16 - 36076
Recoaro Terme (VI), Italia

To get more information about the accommodation you can look through the website of the hotel:



How to reach Recoaro Terme

The Training Course will take place in **Recoaro Terme**, a town and comune in the province of Vicenza, Veneto, in the northern of Italy, that is known for his mineral spring waters. Following, you will find all the information on how to arrive in Recoaro from all the nearest airports. We recommend you to buy all the tickets you need online, especially the train ones, before the arrival. Let's make it simple and divide your trip in 3 fundamental steps:

1. Get to Vicenza train station from the airport
2. Get to Recoaro's bus station from Vicenza
3. Finally get to the Hotel Trettenero from Recoaro's bus station.



Verona	Milano (3 airports)
Venice	Bologna
Treviso	

FROM VERONA “CATULLO” AIRPORT

From VERONA airport you have to take the bus to Verona Porta Nuova (railway station). The **Aerobus service** from the airport to the train station runs every 20 minutes, every day of the week. To check the bus connections to the train stations of Verona Porta Nuova on the [website](#).

The ticket costs 6€.



Once you are in Verona train station, there are trains from Verona to Vicenza every hour. The regional trains are cheaper than Frecciarossa, but it takes a bit more time.



FROM TREVISO “CANOVA” AIRPORT | Option 1

 Cheaper !

From TREVISO airport you have to take the **bus** to the train station Treviso Centrale. Here you can find more information on the [website](#)



Then you will take a train from Treviso Centrale to Vicenza, there are trains every hour. Prices go from 6,35€. The regional trains are cheaper and faster.



FROM TREVISO “CANOVA” AIRPORT | Option 2

From TREVISO airport you can take the **bus** to the train station of **Venezia-Mestre**. The ticket costs 12€ one way (return ticket 22€ with 10 days validity).

You can buy it online, (they say that you have a discount but it is not true... it costs the same also in the automatic ticket machine), or on board Ryanair flights or in the automatic ticket machine/ticket office in the airport.



Then you will take a train from Venezia-Mestre to Vicenza. There are trains from Mestre to Vicenza very often. The prices go from 6,50€ up to 15,90€... The regional trains are cheaper and as fast as Frecciarossa



FROM VENICE “MARCO POLO” AIRPORT

From Venice airport you have to take the **bus** to the train station of **Venezia-Mestre**. The ticket costs €10 (€ 18 round trip). You can buy it online (you can have a discount but only if you buy more than one ticket), or in the automatic ticket machine/ticket office in the airport.



Then you will take a train from Venezia-Mestre to Vicenza. Prices go from 6,50€ up to 14,90€... The regional trains are cheaper and as fast Frecciarossa.



FROM MILANO-BERGAMO “ORIO AL SERIO” AIRPORT

From Milano-BERGAMO (Orio al Serio airport) you have to take the bus “**Orio shuttle**” to Milano Centrale (railway station). The bus leaves from Arrivals, **Platform 2** every half an hour and it takes about 50 minutes to arrive in the Milano Centrale train Station. The ticket costs 10€. You can check the timetable and you can also buy it online at this [website](#)



Then you will take a train from Milano to Vicenza. Prices go from 14,35€ up to 21,00€... Frecciarossa is 1h faster than regional trains and almost the same price if you order early.



FROM MILANO MALPENSA AIRPORT

From Malpensa airport you have to take the **Malpensa express**, the train goes to Milano Centrale (railway station) 20 times every days. The ticket costs 13€ one way (return ticket 20€ with 30 days validity). You can check the timetable and you can also buy it online, choose "on-line ticket" from "Milano Aeroporto" to "Milano Centrale".



Then you will take a train from Milano to Vicenza. Prices go from 14,35€ up to 21,00€... Frecciarossa is 1h faster than regional trains and almost the same price if you order early.



FROM MILANO LINATE AIRPORT

From Milano Linate you have **2 options** to get to Milano Centrale, you can take **Linate shuttle** (ticket cost 7€ : [website](#)) or take the **metro** and go till San Babila stop, then you can change and take the red line or you can have a short walk enjoying the street view of Milan and arrive to Duomo, then you have to take the yellow line using the same ticket and arrive to Milano Centrale.



Then you will take a train from Milano to Vicenza. Prices go from 14,35€ up to 21,00€... Frecciarossa is 1h faster than regional trains and almost the same price if you order early.

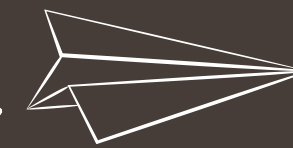


FROM BOLOGNA AIRPORT

From Bologna airport you have to take **Marconi Express** that, in 7 minutes, will take you to Bologna Centrale Station. More information on the [website](#).



Once in Bologna you have to take a train to Vicenza. Prices go from 13,05€ up to 29,00€... Frecciarossa is 1h faster than regional trains and almost the same price if you order early.



Recoaro Terme

ONCE YOU ARRIVE IN VICENZA



You can buy the ticket at the **ticket machine, ticket's office** or in the tabaccheria inside. You can try to ask it in Italian saying "Vorrei un biglietto per Recoaro per favore", they usually get English. The bus that you are going to take is **Linea 1** to Valdagno/Recoaro Terme and will leave from **box 5**.



Once you're in Vicenza's train station, you have to take a bus **to Recoaro**. You have to walk out the station and go to the left and walk about 150m to reach the bus station. The bus leaves almost every half hour, and takes less than **1,5 hour** to arrive in Recoaro.



Timetable :
<https://www.svt.vi.it/sites/default/files/2024-08/invernale-2024-2025-extraurbano-2024-08-29.pdf>

Tickets :
<https://www.mycicero.it/downloadApp/index.html>

HOW TO ARRIVE TO THE HOTEL



FINANCIAL CONDITIONS



All accommodation and food costs will be covered by the project. Travel costs will be reimbursed according to the distance band fixed by the European Commission. You will receive back your travel costs up to the amount stated by the European Commission according to the distance band (see the table below), by giving us all your tickets, boarding passes and bills related to the travel. The reimbursement will be paid ONLY by bank transfer after receiving all the tickets.

DISTANCE BAND	AMOUNT REIMBURSED *	GREEN TRAVEL*
Between 100 and 499 KM	211 €	285 €
Between 500 and 1999 KM	309 €	417 €
Between 2000 and 2999 KM	395 €	535 €
Between 3000 and 3999 KM	580 €	785 €

*Travel that use low-emissions means of transport for the main part of the travel, such as bus, train or car-pooling (instead of plane) receive a bigger amount of reimbursement.) receive a bigger amount of reimbursement.

THANK YOU !

WE CAN'T WAIT TO SEE YOU



progettazione@studioprogetto.org



**STUDIO
PROGETTO**
COOPERATIVA SOCIALE



Co-funded by
the European Union